

# Appalachian H430

## High Head Self-Priming Surface Pump



**DAEPUMPS.COM**

info@daepumps.com

(760) 821-8112



### Appalachian H430 – High Head Self-Priming Surface Pumps

The pump system consists of a centrifugal pump and a separator, which enables air to be separated from the liquid and be sucked by a vacuum pump - making automatic priming possible. Even with suction heights of several meters the machine rapidly evacuates the air from the suction pipe and starts to pump. Additionally, thanks to the semi-open impeller, the Appalachian range is also suitable for pumping liquids with solids in suspension with the best possible efficiency.

### Applications

The DAE Pumps Appalachian H430 pump is designed to withstand the toughest applications and deliver best in class pumping efficiency. One of the common areas of utilization is in the mining and oil & gas segment where reliability, efficiency and versatility is the key to providing a customized solution. Other suitable applications within construction and general dewatering, municipal as well as general industry are ideal for the Appalachian H430 pump. Our pumps are packed with features that not only meet, but exceed the needs of our customers.

Test according to UNI EN ISO 9906 standard - level 2  
Losses from priming system and check valve not included  
Test liquid: clean water, density 62.43 lb./ft<sup>3</sup> (8,345 lb./gal)

### Benefits

#### Efficiency:

The 12" impeller with 62% efficiency at B.E.P. provides best pumping result with minimal efforts

#### Solids handling:

Semi-open impeller type with solids handling capability of 3/4" for trouble-free operation

#### Easy maintenance:

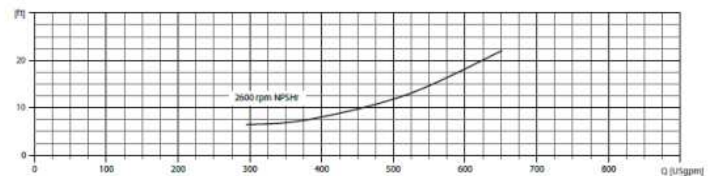
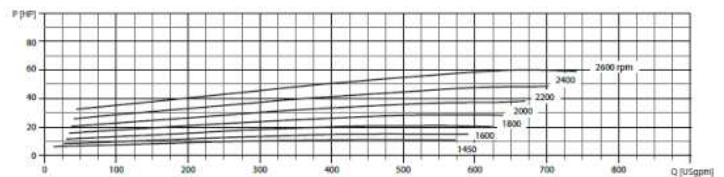
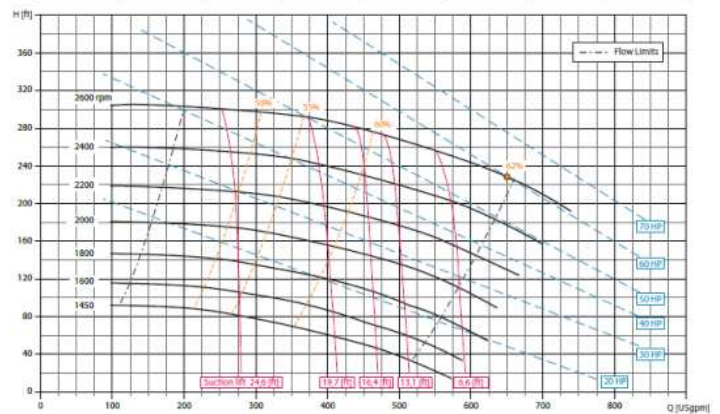
Hinged cover for direct access to the impeller and pump volute

#### Polyethylene fuel tank:

Corrosion-free PE tank provides a longer lifetime and avoids tank cleaning due to oxidation

### Performance Curve

Speed	Impeller Dia.	Style	Solids Dia.	Ns	Suction	Discharge	No. Vanes
Various	12" / 305 mm	Semi-open	3/4" / 20 mm	2600 rpm	4" / 100 mm	3" / 76 mm	4



## Technical data

### Pump

<b>Model</b>	Appalachian H430
Qmax	660 GPM
Hmax	302 ft
Q max eff.	570 GPM
Eff. max	62 %
Suction port	4" Flanged - ANSI Class 150
Delivery port	3" Flanged - ANSI Class 150
Impeller type	12"
Solids handling	3/4"

### Material

Casing	ASTM A536 80-55-06 ductile iron
Impeller	ASTM A536 80-55-06 ductile iron
Wear plates	ASTM A48 Class 20 grey iron
Shaft	SAF 2205 stainless steel
Mechanical Seal Faces	Silicon carbide Vs Silicon carbide
Flushing	Yes
Elastomers	VITON
Lubrication	Oil
Check Valve	ASTM A536 ductile iron + NBR rubber flap
Separator	Aluminium alloy

### Priming system

<b>Vacuum pump</b>	
Vacuum pump type	Diaphragm
Nominal air capacity	29.4 cfm
Max vacuum	- 26.6 inHg
Drives	Link belt

### Engine

<b>Make</b>	Kohler
Model	KDI 2504TCR
Type	Diesel turbo common rail
Displacement	151 in <sup>3</sup>
No. cylinders	4
Cooling	Liquid with radiator
Rpm type	Variable
Standard speed	2,600 rpm
US emissions	EPA Tier 4F
Starting	Electric
Starting voltage	12 V
Oil change interval	74 HP

### Control panel

Model	PW 750
Manual operation	
Automatic operation: start-stop with transducers or floats	
FleetLink optional	

### Arrangement

Technical data	
Material	ASTM A36 steel
Coatings	Epoxy powder, average thickness of 3 MIL
Features	Lifting beam. Fork lift pockets. Pump access through hinged door. Protected PE fuel tank.
Battery	Acid charge Pb-Ca maintenance free, 12 V - 1100 CCA
Fuel tank capacity	60 USG
Fuel consumption	3.7 US Gal/hr @2,600 rpm @62% eff.
Dry weight	3,215 lbs
Wet weight	3,665 lbs

### Dimensional

